

Heritage Elementary

Non-Traditional Instructional Weeks 3 & 4 Menus (April 6th-17th)

Directions: Students are asked to complete the following activities. Please submit completed work to school upon your return.

*Check out the Kindergarten FlipGrid link for helpful instructional videos for each subject area. Here is the link!

<https://flipgrid.com/heritagekinders>

<p>Reading, Writing, Science/ Social Studies</p>	<p>Reading Standards: RL.K.10 RI.K.10 Writing Standards: C.K.2 Science Standards: K.LS1.1 Social Studies Standards: K.C.CV.1</p> <p>*If your child finishes their book, they may create another one or do the Extension writing activities below.</p>	<p>April 6th Research on Pebble Go or Read an Informational book on a topic of your choice: a person, place, thing, or animal that is of interest to you. Read All About that topic.</p>	<p>April 7th Make a cover page for your Topic of choice. Make sure it is neat, include the title All About _____, and author and illustrator (your name)</p>	<p>April 8th Introduce your topic. Sentence starter: I know a lot about _____. Read on to learn about _____.</p>	<p>April 9th Write 3 reasons why you chose your topic. Sentence Starter: I chose to write about _____ because 1. _____ 2. _____ 3. _____</p>	<p>April 10th Write 3 facts about your topic. Sentence Starter: 3 things I know about _____ 1. _____ 2. _____ 3. _____</p>
		<p>April 13th Write 3 more facts about your topic. Sentence Starter: 3 more things I know about _____. 1. _____ 2. _____ 3. _____</p>	<p>April 14th Illustrate your All About Book.</p>	<p>April 15th Conclusion- write to let your reader know that you are finished. Sentence Starter: I know a lot about _____. I hope that you learned a lot!</p>	<p>April 16th Reread your book. Ask yourself: Does it make sense? Do my pictures match my writing? Is my handwriting neat? Add or make any changes that you need to make. Complete about the author page. Sentence Starter: My name is _____. I like _____. I am _____ years old.</p>	<p>April 17th Read your book to someone or record yourself reading and share it with your teacher!</p>
<p>Math</p> <p>*Check out the Kindergarten Team's flipgrid addition video for a tutorial on how to add and subtract as well as how to solve story problems. https://flipgrid.com/heritagekinders</p>	<p>Math Standards: K.OA.1 K.OA.2 K.NBT.1</p>	<p>April 6th Monday: Complete 2 addition worksheets.</p> <p>April 13th Monday: Complete 2 addition story problem pages.</p>	<p>April 7th Tuesday: Complete 2 addition worksheets.</p> <p>April 14th Tuesday: Complete 2 addition story problem pages.</p>	<p>April 8th Wednesday: Complete 1 addition worksheet and 1 subtraction worksheet.</p> <p>April 15th Wednesday: Complete 1 addition story problem and 1 subtraction story problem.</p>	<p>April 9th Thursday: Complete 2 addition worksheets.</p> <p>April 16th Thursday: Complete 2 subtraction story problems.</p>	<p>April 10th Friday: Complete 2 addition worksheets.</p> <p>April 17th Friday: Complete 2 subtraction story problems.</p>
<p>Extension Activities:</p>	<p>*These activities are "extra" things that your child may choose to do. These are only suggestions.</p> <p>*Reading and counting are EXTREMELY important, so practice is highly recommended.</p>	<p>Reading: WORK on Lexia for 20 minutes a day. - See attached directions for Clever/Lexia log-in. LISTEN and RESPOND to the teacher read alouds on the Heritage website.</p> <p>Math: WORK on Dreambox for 20 minutes a day. - See attached directions for Clever/Dreambox log-in. COUNT to 100 by ones and by tens; COUNT backwards from 30 to 0. WRITE numbers 0 to 20 using correct number formation. CREATE your own addition/subtraction word problem. Have an adult video you as you solve the problem by acting it out (with objects/people), drawing it out, or writing it out and then send it to your teacher.</p> <p>Phonics (Orton): Practice letter sounds (K teachers will have a Flipgrid letter sound tutorial). Here is a link to a video to help students understand Magic e words. https://www.youtube.com/watch?v=c3oA4wfUBak</p> <p>Writing: WRITE the alphabet in neat handwriting. Practice correct letter formation for capital and lowercase letters. KEEP a journal and WRITE one activity that you did per day. <i>Example:</i> I went outside and ran in my yard. I called my friend. Then DRAW a picture to go with your writing.</p>				

Parent Signature: _____ Date: _____

On-line Resources:

Flipgrid: Kindergarten teachers have created this page so students may log on and use the videos, created by the teachers, as a resource.

<https://flipgrid.com/heritagekinders>

PebbleGo: (<https://pebblego.com/>)

Username: heritage502

Password: read

YouTube:

Jack Hartmann:

The Money Song (<https://www.youtube.com/watch?v=pnXJGNo08v0&t=2s>)

Count to 100 (<https://www.youtube.com/watch?v=cVwjmC-gpBU>)

Count to 120 (<https://www.youtube.com/watch?v=f6NfQM1LIGc>)

Number Bonds 11-19 <https://www.youtube.com/watch?v=MmLMU8BqyKw>

I Know My Number Bonds (10) <https://www.youtube.com/watch?v=ID9tjBUiXs0>

Letter Sounds (<https://www.youtube.com/watch?v=WP1bVh1ZQM>)

Digraphs (https://www.youtube.com/watch?v=NK8_Tvu6bJk)

Sight Word Practice by word (w/Jan Richardson) <https://www.youtube.com/watch?v=rJePmr-1tfY> (this is a link to a song for the word **like**, but you can search for other word songs. Type in Jack Hartmann and Jan Richardson sight word songs.

Sight Word Review (Level A) https://www.youtube.com/watch?v=-qlxhNe5_S0

Sight Word Review (Level B) <https://www.youtube.com/watch?v=4O5aHNnQLgE>

Sight Word Review (Level C)

https://www.youtube.com/watch?v=RDBKwChlunQ&list=RDRDBKwChlunQ&start_radio=1

Harry Kindergarten:

Numbers in the Teens (They Start with a 1) <https://www.youtube.com/watch?v=1W5aYi3lkho>

Numbers in the Teens (Have a Group of 10) <https://www.youtube.com/watch?v=uedvwH6Ay18>

When You Add with a Pirate https://www.youtube.com/watch?v=WT_wvvEvkw4

Adding and Subtracting <https://www.youtube.com/watch?v=NHI0ePgwlgU>

The Big Numbers Song <https://www.youtube.com/watch?v=e0dJWfQHF8Y>




Teachers Pay Teachers: (this website has a ton of free materials that anyone can download- just type in a topic)

<https://www.teacherspayteachers.com/>

Kentucky Academic Standards Family Guide (this site has an easy to read breakdown of the standards and the specifics that Kindergarten students need to know):

https://education.ky.gov/curriculum/standards/kyacadstand/Documents/Kindergarten_KAS_Family_Guide.pdf

*Students are encouraged to be creative with this assignment. They can choose any topic that is of interest to them! They may add as many illustrations as they choose. This format is only a guide. We can't wait to see their books!

<p>All About <u>Airplanes</u></p>  <p>By: Mrs. Swinford Illustrated by: Mrs. Swinford</p>	<p>I know a lot about <u>airplanes</u>. Read on to learn about <u>airplanes</u>.</p> 	<p>I chose to write about <u>airplanes</u> because</p> <ol style="list-style-type: none"> 1. I like airplanes. 2. My grandpa works on airplanes. 3. Airplanes are like birds. 	<p>3 things I know about <u>airplanes</u></p> <ol style="list-style-type: none"> 1. Airplanes are flying machines. 2. The wings do not move. 3. Airplanes get power from jet propellers.
<p>3 more things I know about <u>airplanes</u></p> <ol style="list-style-type: none"> 1. There are many types of airplanes. 2. Seaplanes take off and land on water. 3. Jet airliners move people and goods. 	<p>I know a lot about <u>airplanes</u>. I hope that you learned a lot!</p> 	<p>My name is <u>Mrs. Swinford</u>. I like <u>airplanes</u>. I am <u>37</u> years old.</p>	<p>Note to parents: This information came directly from PebbleGo. Students may use this site or a book on a topic or another resource that you may have to complete the research portion.</p>